

Product information:

The MTX88 is the eight-zone version of the MTX series, containing two balanced microphone inputs with priority function, phantom power possibility and three-band tone control. Four stereo line-level inputs are provided where to any line-level music source such as a CD-player, Tuner or MP3 player, ... can be connected. The other two inputs of the matrix are the additional wall panel inputs for both line and microphone signals. The MTX can be controlled by means of additional control panels, its fully functional web based interface or the iPhone/ iPad Remote app. The RS232 port makes the MTX compatible with any home & industrial automation systems supporting RS232. The front panel of the MTX shows a rotary button per zone with indication LEDs for accessing controls and settings. A built-in PFL loudspeaker makes it possible to pre-listen every channel without the need for a headphone. The balanced line-level zone output connections are performed using 3-pin Euro-terminal block connectors, each of them accompanied with an RJ45 connector for connecting additional wall panels for that zone. A 24 volts power connection makes it possible to keep the MTX running on emergency power, even if the main power is shut down.

Applications:

- Bars & Restaurants
- Education
- Hotels
- Corporate
- Residential
- Houses of worship
- Clubs



Additional Inputs:

 TCP-IP  RS232

Additional Voltage:

 24 Volt

System specifications:

Inputs	Balanced Microphone	Type	2 x Balanced Microphone	
		Connector	XLR	
		Sensitivity	0 dBV ~ -50 dBV	
		Phantom Power	15 V DC	
		Signal / Noise	> 80 dB	
		THD+N (@ 1 kHz)	< 0.05 dB	
		EQ	High	± 15 dB (12.5 kHz)
			Mid	± 15 dB (2.5 kHz)
			Low	± 15 dB (80 Hz)
		Unbalanced Stereo	Type	4 x Stereo Unbalanced Line
		Connector	RCA	
		Sensitivity	-14 dB ~ +9 dB	
		Signal / Noise	> 100 dB	
		THD+N (@ 1 kHz)	< 0.01 dB	
Outputs	Wall Panel	Type	8 x Wall panel input	
		Connector	RJ45	
	Other	Type	1 x Priority mute contacts	
		Type	8 x Stereo Balanced Line	
		Connector	3-pin Euro Terminal Block (Pitch - 3.81 mm)	
		Impedance	51 Ω	
		Level	-70 dB ~ 0 dB	
		EQ	Treble	± 14 dB (2.5~20 kHz)
			Bass	± 14 dB (100 Hz)
	Frequency	Response (± 3 dB)		20 Hz - 20 kHz
	Crosstalk (@ 1 kHz)		-85 dB	
Control			Front panel	
			RS-232	
			TCP/IP (RJ45)	
			Wall panel (RS-485)	
			Audac Touch™	
Power	Consumption		12 W	
	Supply		100 ~ 240 V AC / 50 ~ 60 Hz	
			24 V DC (emergency Power)	

Product Features:

Dimensions	482 x 88 x 335 mm (W x H x D)
------------	-------------------------------

Weight	4.840 kg
--------	----------

Unit height	2 HE
-------------	------

Accessories	Optional	WP2xx Universal wall panel
-------------	----------	----------------------------

Shipping & Ordering:

Packaging	Cardboard box
-----------	---------------

Shipping weight & volume	6.060 kg - 0.035 Cbm
--------------------------	----------------------

Architects' and Engineers' Specifications:

The Multi-Zone audio matrix system shall comprise of eight independent controllable output zones and 6 audio inputs which can be patched freely to every zone. In addition to these direct audio inputs, connectivity's shall be provided to externally add a Microphone and Line level audio source to every output zone.

The system shall be fully controllable through implementation in a total system control platform which is compatible with a wide variation of operating systems including Android, iOS, Windows, Mac and Linux. This application shall allow creation and customization of application-specific dashboards, allowing combining its controls together with other audio & video equipment from one single dashboard.

Two of the direct audio inputs shall be balanced and performed with an XLR connector, have a three-band tone control, an input level which is seamlessly adjustable between Microphone (-50 dB) and Line (0 dB) level, each of them equipped with phantom power and the possibility to enable priorities. The other four inputs shall be unbalanced stereo inputs performed with RCA connectors.

The stereo zone outputs shall be balanced and equipped with Terminal Block connectors.

Each zone will need to have a separate control and indication LEDs for accessing controls and settings on the front panel of the audio matrix. The front panel shall also be provided with a built-in PFL loudspeaker which will make it possible to pre-listen every channel without the need for a headphone.

The matrix system shall include an RS-232 port, wall panel connection ports for every zone which are capable of handling RS-485 signals and patchable with additional audio input units and an Ethernet port whereby it can be controlled from any device connected in an TCP/IP network.

The system shall include an integrated webserver on which a fully functional web-based user interface is running, which can be accessed through TCP/IP without any special software requirement. The user interface shall be password protected on two different levels (Administrator and User level).

The main screen of the graphical interface shall provide an overview of the outputs with bar graphs, VU meters and specific assigned names for all in- and outputs, while giving immediate access to standard functions such as changing the output volume, changing the zone routing and muting/unmuting the outputs.


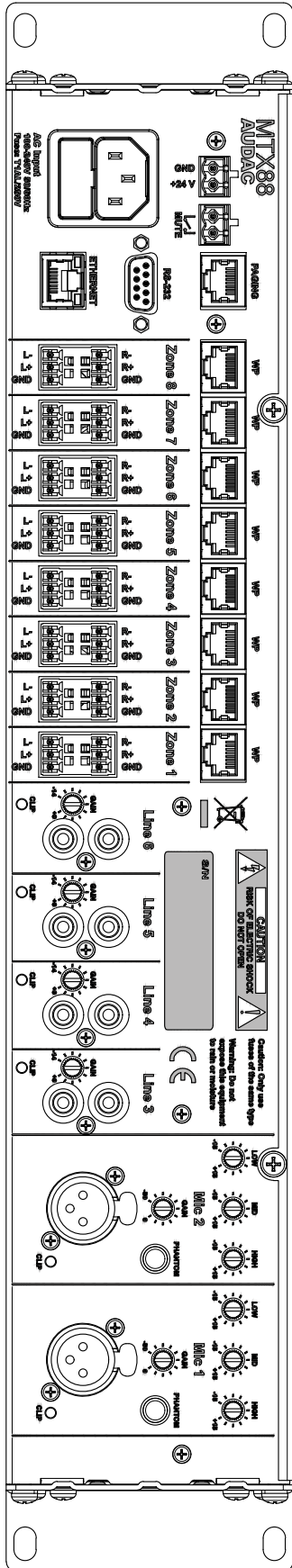
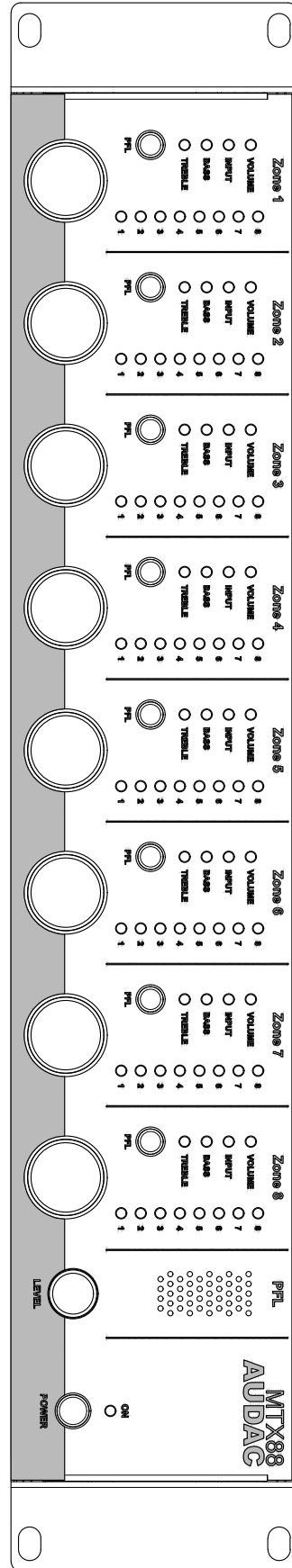
Additionally, a separate bus to connect external paging consoles shall be provided whereof the announced message and its volume is selectable for each individual zone. Just like the priority Enabling/Disabling and volume selection can be done for every zone separately.

Standard functions of the device shall be implementable in a total system control application which is compatible with Android and iOS devices, allowing combining its controls together with other audio & video equipment from one single dashboard. Control also needs to be possible via additional connected wall-panels and while the configuration settings of the device shall be controllable via third party devices using the TCP/IP, RS-232 and RS-485 connectivity possibilities.

The power supply shall be a switching type operating on a 100~240 V AC / 50~60 Hz mains network. Additionally, an emergency power inlet shall be provided to keep the system running on 24 Volt emergency power when the mains power is shut down.

It shall be equipped with a removable power cord with a standard shuko (CEE 7/7) AC plug. The connector on the amplifier chassis shall be a fused IEC C14 type and the emergency power inlet shall comprise of a 2-pin terminal block connector.

The amplifier chassis shall be a two rackspace steel constructed 19" housing. Depth from mounting surface to rear supports shall be 320 mm and the weight shall not exceed 4.84 Kg.



MTX88

Product description:
8 ZONE AUDIO MATRIX

Weight:

5 kg

Outer dimensions:
(w x h x d)

482 x 88 x 335

Unit height:

2 HE